

Scaled data based on original data using
LM-79-08 Approved Method: Electrical and Photometric Measurements of Solid-
State Lighting Products

Test Report Prepared for
Cooper Lighting Solutions
(formerly Eaton)

Brand: McGRAW-EDISON

Report Number: P951824

Luminaire Tested: **GALN-SB5D-840-U-5NQ**

Issue Date: 1/21/2025

Test Information

Test Method: LM-79-08
Report Number: P951824
TEST IS SCALED FROM IESNA LM-79-08 TEST DATA (G2-2411-289-18)
Test Lab: INNOVATION CENTER
Issue Date: 1/21/2025
Manufacturer: COOPER LIGHTING SOLUTIONS (FORMERLY EATON)
Product Line: McGRAW-EDISON
Catalog Number: GALN-SB5D-840-U-5NQ
Description: GALLEON AREA AND ROADWAY HIGH DENSITY LED LUMINAIRE
(5) 80 CRI, 4000K, 900mA LIGHTSQUARES WITH 26 LEDS EACH AND TYPE V NARROW OPTICS
Light Source: -
Ballast/Driver: -

Summary

Lumens per Lamp: N/A
Luminaire Lumens: 51523 lumens
Efficiency: N/A
Efficacy: 141.2 lumens/watt
Luminous Opening: Rectangular (W 1.5' x L: 1' x H: 0')
IES Classification: Type V - Short
BUG Rating: B5 - U0 - G4

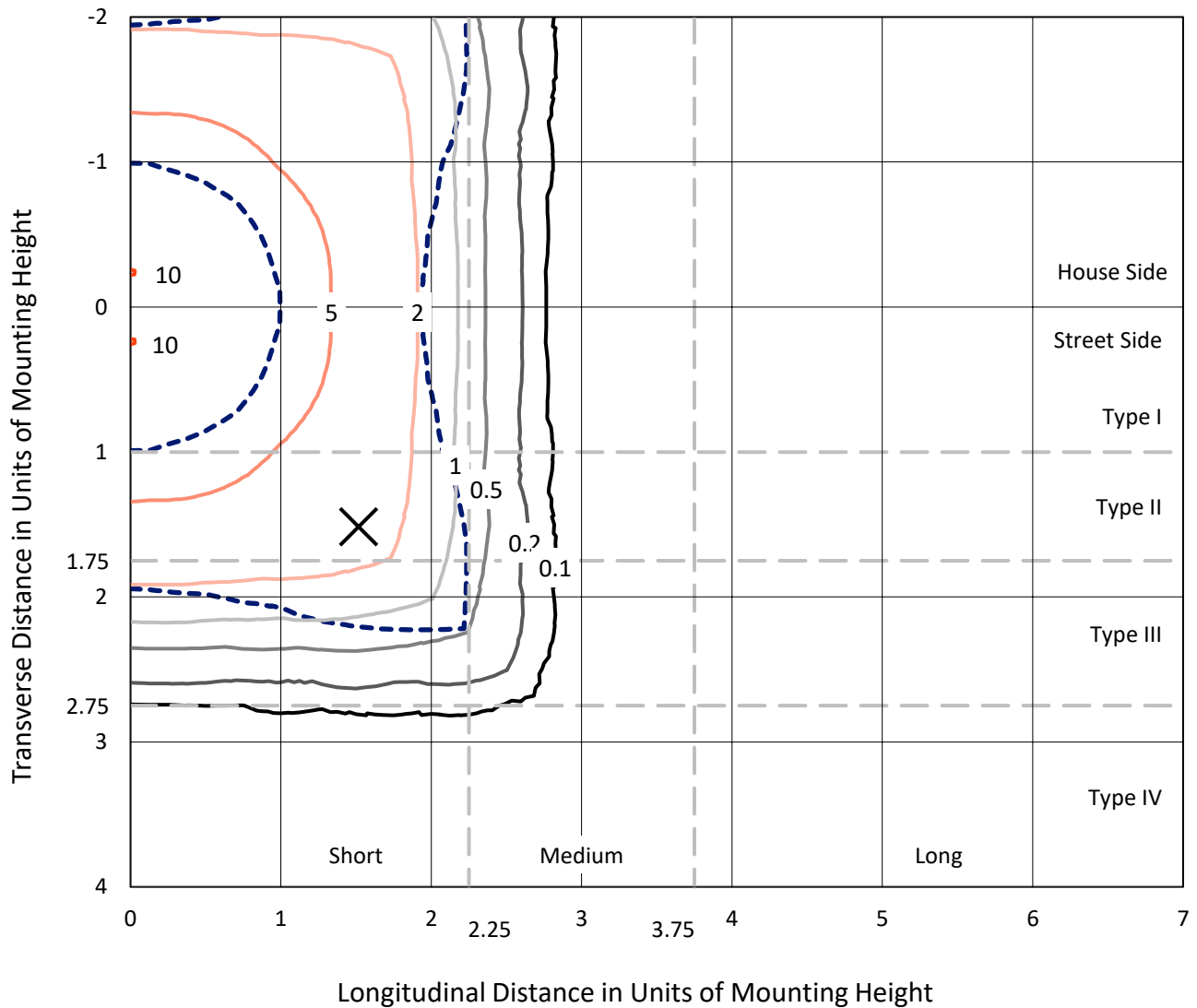
Input Watts (W): 364.9
Input Voltage (V): NR
Input Current (Ain): NR
Voltage Rise (V): NR
Power Factor: NR
Total Harmonic Distortion (THDi): NR
Frequency (hertz): 60
Stabilization Time: NR
Operation Time: NR
Ambient Temperature (°C): NR
Test Distance: 24 FT



REPORT NUMBER: P951824
 CATALOG NUMBER: GALN-SB5D-840-U-5NQ

Iso-Footcandle Lines of Horizontal Illumination

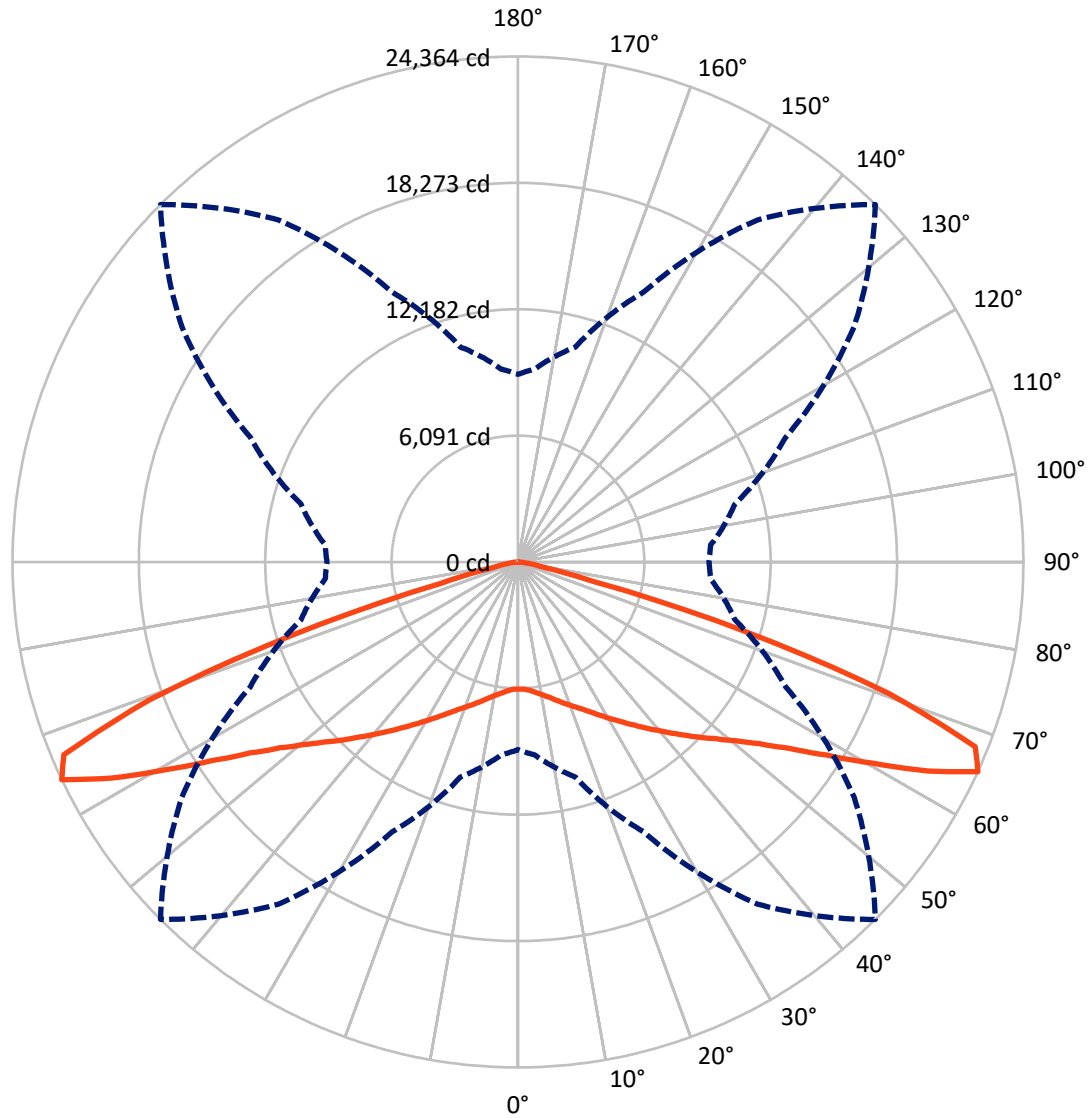
× Max cd
 - - - 1/2 Max cd



Based on 25 foot mounting height. Maximum calculated value = 10 fc
 Type V - Short - N/A

REPORT NUMBER: P951824
CATALOG NUMBER: GALN-SB5D-840-U-5NQ

Luminous Intensity Polar Plot



— Vertical Plane Through 45-Deg Lateral - - - Horizontal Cone Through 65-Deg Vertical

REPORT NUMBER: P951824

CATALOG NUMBER: GALN-SB5D-840-U-5NQ

FLUX DISTRIBUTION:

		Downward	Upward	Total
House Side	Lumens	25761.5	0.0	25761.5
	% Fixture	50.0	0.0	50.0
Street Side	Lumens	25761.5	0.0	25761.5
	% Fixture	50.0	0.0	50.0
Total	Lumens	51523.0	0.0	51523.0
	% Fixture	100.0	0.0	100.0

ZONAL LUMENS:

Zone	Lumens	% Fixture
0°-10°	605.1	1.2
10°-20°	1974.6	3.8
20°-30°	3728.3	7.2
30°-40°	6105.0	11.8
40°-50°	9465.9	18.4
50°-60°	13983.1	27.1
60°-70°	13310.6	25.8
70°-80°	2147.8	4.2
80°-90°	202.5	0.4
90°-100°	0.0	0.0
100°-110°	0.0	0.0
110°-120°	0.0	0.0
120°-130°	0.0	0.0
130°-140°	0.0	0.0
140°-150°	0.0	0.0
150°-160°	0.0	0.0
160°-170°	0.0	0.0
170°-180°	0.0	0.0
0°-90°	51523.0	100.0
0°-180°	51523.0	100.0

Coefficient of Utilization



REPORT NUMBER: P951824

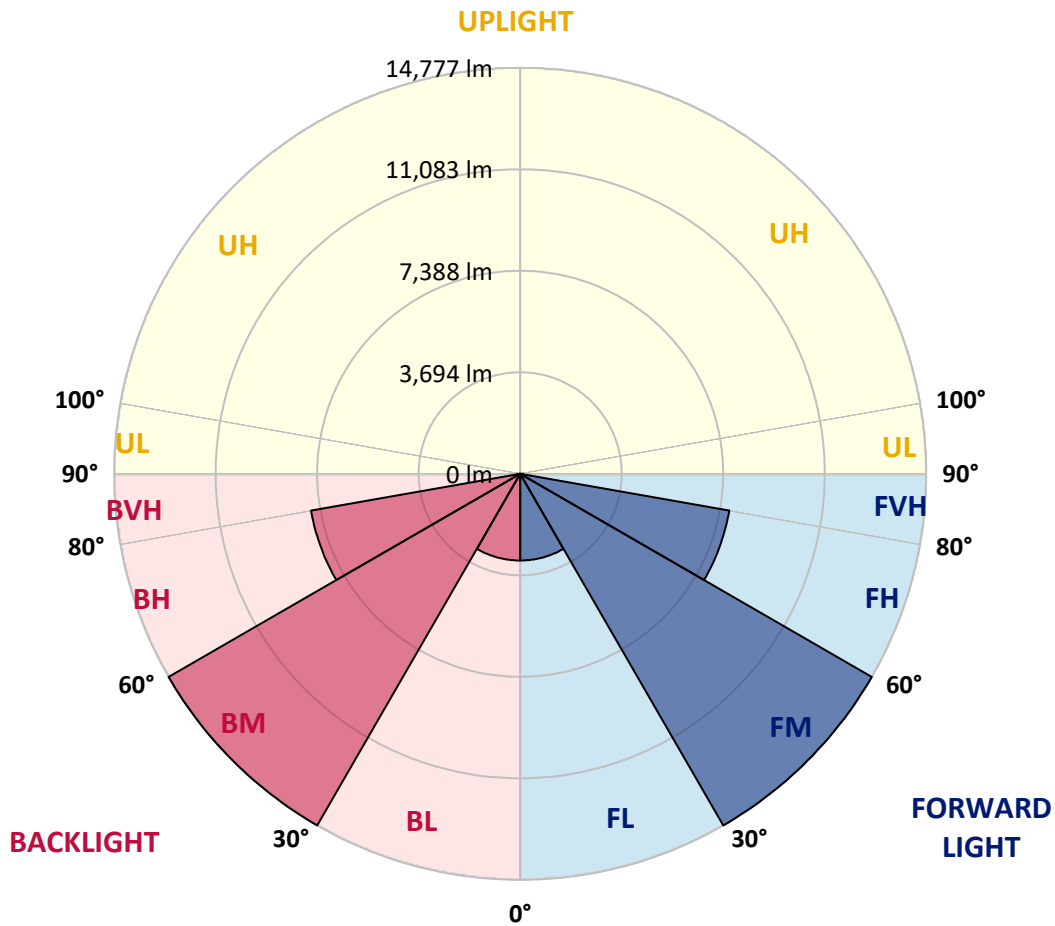
CATALOG NUMBER: GALN-SB5D-840-U-5NQ

LUMINAIRE CLASSIFICATION SYSTEM LUMEN TABLE AND BUG RATING:

Zone	Lumens	% Fixture	Zone Rating/Lumen Limit		
			B	U	G
FL (0°-30°)	3154.1	6.1			
FM (30°-60°)	14777.0	28.7			
FH (60°-80°)	7729.2	15.0			G4/12000
FVH (80°-90°)	101.2	0.2			G2/225
BL (0°-30°)	3154.1	6.1	B4/5000		
BM (30°-60°)	14777.0	28.7	B5		
BH (60°-80°)	7729.2	15.0	B5		G4/12000
BVH (80°-90°)	101.2	0.2			G2/225
UL (90°-100°)	0.0	0.0		U0/0	
UH (100°-180°)	0.0	0.0		U0/0	

BUG Rating: B5-U0-G4

Type V Short



REPORT NUMBER: P951824

CATALOG NUMBER: GALN-SB5D-840-U-5NQ

CANDELA DISTRIBUTION (FULL):

	0°	5°	15°	25°	35°	45°	55°	65°	75°	85°
0°	6131.8	6131.8	6131.8	6131.8	6131.8	6131.8	6131.8	6131.8	6131.8	6131.8
2.5°	6173.1	6152.4	6167.9	6155.0	6144.7	6134.3	6139.5	6157.6	6165.4	6167.9
5°	6255.8	6237.7	6245.5	6245.5	6227.4	6222.2	6224.8	6237.7	6253.2	6253.2
7.5°	6390.3	6372.2	6390.3	6379.9	6364.4	6359.2	6356.7	6367.0	6390.3	6390.3
10°	6553.1	6532.4	6542.8	6537.6	6519.5	6511.8	6509.2	6524.7	6545.4	6542.8
12.5°	6731.5	6708.2	6721.1	6705.6	6700.5	6692.7	6692.7	6690.1	6703.0	6692.7
15°	6930.5	6915.0	6920.2	6909.9	6917.6	6912.4	6891.8	6881.4	6886.6	6871.1
17.5°	7165.8	7129.6	7147.7	7142.5	7142.5	7152.8	7119.2	7106.3	7116.7	7101.1
20°	7437.2	7401.0	7408.8	7398.4	7385.5	7395.8	7354.5	7364.8	7372.6	7362.2
22.5°	7734.5	7688.0	7685.4	7690.5	7662.1	7664.7	7636.3	7662.1	7677.6	7649.2
25°	8039.5	7990.4	8024.0	8011.1	7974.9	7982.7	7962.0	7987.8	8000.7	7964.6
27.5°	8362.7	8329.0	8360.1	8367.8	8323.9	8354.9	8323.9	8347.1	8360.1	8305.8
30°	8740.1	8706.5	8734.9	8755.6	8703.9	8753.0	8727.1	8742.7	8745.2	8680.6
32.5°	9151.1	9099.4	9171.8	9182.1	9125.2	9184.7	9151.1	9171.8	9184.7	9096.8
35°	9652.6	9588.0	9670.7	9657.8	9608.7	9657.8	9626.7	9657.8	9688.8	9582.8
37.5°	10192.9	10125.7	10213.6	10190.3	10143.8	10177.4	10159.3	10179.9	10229.1	10115.3
40°	10787.4	10704.7	10823.6	10782.3	10738.3	10733.2	10743.5	10756.4	10821.0	10694.4
42.5°	11423.4	11335.5	11513.8	11449.2	11387.2	11345.8	11379.4	11405.3	11467.3	11325.1
45°	12149.8	12048.9	12281.6	12204.0	12105.8	12020.5	12074.8	12113.6	12204.0	12033.4
47.5°	12951.1	12837.4	13085.6	13062.3	12902.0	12715.9	12840.0	12951.1	13018.3	12811.5
50°	13734.4	13646.5	13972.2	14000.7	13804.2	13543.1	13716.3	13884.3	13902.4	13631.0
52.5°	14468.6	14380.7	14853.7	15032.1	14856.3	14546.1	14729.6	14900.3	14763.3	14411.7
55°	15055.4	14983.0	15585.3	16045.4	16104.9	15849.0	15957.5	15952.4	15502.6	14962.3
57.5°	15197.5	15187.2	15947.2	16921.8	17542.2	17573.2	17358.6	16810.6	15841.2	15114.8
60°	14551.3	14615.9	15660.3	17379.3	19033.8	19721.4	18793.4	17229.4	15456.0	14447.9
62.5°	12617.7	12788.3	14047.2	16821.0	20238.4	22192.7	19943.7	16593.5	13874.0	12558.2
65°	9042.5	9339.8	10730.6	14354.8	20129.8	24364.2	19778.3	14238.5	10834.0	9316.5
67.5°	4102.5	4404.9	5586.3	9828.4	17498.2	23774.8	17456.9	9931.8	5865.5	4420.4
70°	1486.4	1538.1	1918.1	3934.5	11183.0	18943.3	11661.2	3962.9	2039.6	1638.9
72.5°	899.6	907.4	987.5	1408.9	3885.3	11500.9	4050.8	1455.4	1008.2	894.4
75°	571.3	566.1	703.1	860.8	1377.8	3880.2	1445.0	860.8	700.6	638.5
77.5°	411.0	423.9	504.1	643.7	868.6	1315.8	853.1	615.2	504.1	413.6
80°	307.6	315.4	367.1	501.5	610.1	819.5	542.9	455.0	380.0	258.5
82.5°	222.3	222.3	240.4	364.5	372.2	442.0	294.7	320.5	250.8	183.5
85°	131.8	129.3	149.9	217.1	193.9	162.9	134.4	196.5	157.7	113.7
87.5°	46.5	49.1	46.5	62.0	51.7	43.9	41.4	54.3	43.9	38.8
90°	0.0	0.0	0.0	0.0	0.0	0.0	0.0	0.0	0.0	0.0

(END C

90°
6131.8
6167.9
6253.2
6382.5
6537.6
6697.9
6873.7
7114.1
7385.5
7677.6
8005.9
8347.1
8719.4
9156.3
9647.4
10185.1
10735.7
11400.1
12121.3
12881.3
13664.6
14422.0
14980.4
15068.3
14329.0
12480.6
9205.4
4355.8
1618.2
909.9
643.7
421.4
266.3
183.5
111.2
36.2
0.0

OF REPORT)